

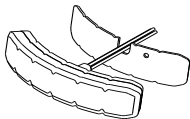
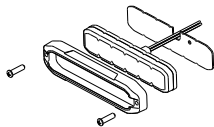
Technical Specifications

Max Power	10W
Voltage	DC 10-30V
Flash Pattern	Single 20,Dual 12
LEDs	Single 6pcs,Dual 12pcs
IP Rating	IP67
Operating Temperature	-30°C to +70 °C
Dimensions	100 x 23 x 10mm(Bezel-Free)
Certifications	ECE R65 Class1,R10,SAE J595

Mounting

A - Two Screws Mount With Bezel

B - 3M VHB Tape Mounting



Warning!!!



Do not install on surfaces
less than 150mm in diameter



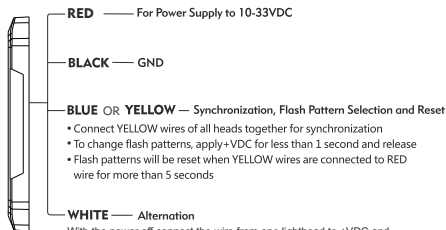
No Twisting X



No Pulling X

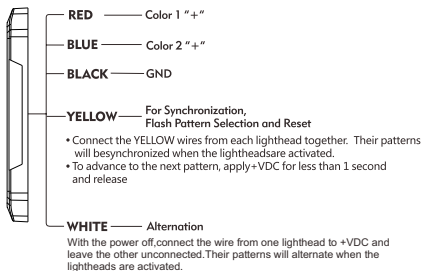
Wirings

Single Color

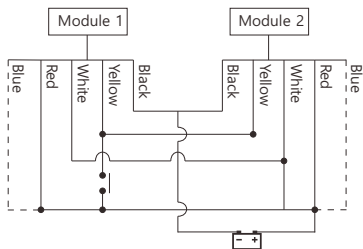


With the power off, connect the wire from one lighthead to +VDC and leave the other unconnected. Their patterns will alternate when the lighthead are activated.

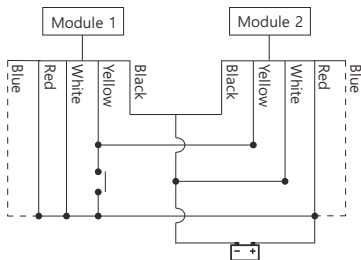
Dual Color



Pattern Synchronization



Pattern Alternation



Flash Patterns

Single Color

1	Random (Default)	11	Single (Split)
2	R65 Single (All)	12	Double (Split)
3	Double (All)	13	Quad (Split)
4	Single (All)	14	Quint (Split)
5	Double (All)	15	Nonuplet (Split)
6	Quad (All)	16	Single - Quad (Split)
7	Quint (All)	17	Single - Nonuplet (Split)
8	Nonuplet(All)	18	Steady 2 (California)
9	Single - Quad (All)	19	Steady 2
10	Single - Nonuplet(All)	20	Steady(All)

Dual Color

1	Single R65
2	Double 2HZ
3	Triple 2HZ
4	Quad 2HZ
5	Cycle 1 to 4
6	Single Slow
7	Double Slow
8	Quad Slow
9	Lite Speed
10	Single to Quad
11	Warp
12	Steady on Color 1
	Steady on Color 2